

se:works implements intelligent functionality to create an emotional impact. The system is sophisticated, modular and perfected for multiple use. The modules can be used on their own, or simply combined and connected to each other. The system incorporates bench elements with no backrest as well as armchairs, sofas and personal workstations. These are available with or without visual and acoustic screens. The complete range of elements includes shelves, tables and cable management for power and data.

The modular system of base elements offers unlimited options for the personalisation of the working environment. Each linear *se:works* module can be ordered to meet the specification of your space, exact to the nearest centimetre. So whether you are creating an open, modern workspace or an office in an historic older building, every working environment can be designed in the optimal way, to create whatever working culture is most appropriate for you.

Concentrated work



Informal solo



Socialising



Video conferences



Teamwork

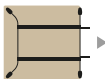








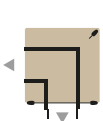
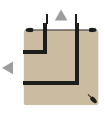
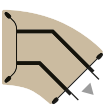
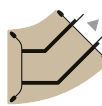
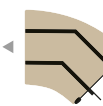
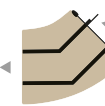
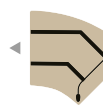
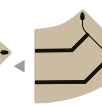


Informal groups













Waiting



	Starting element	Extension element	End element			
1-seater bench	 sp-631	 sp-641	 sp-651			
2-seater bench	 sp-632	 sp-642	 sp-652			
3-seater bench	 sp-633	 sp-643	 sp-653			
Connecting element 90° and Connecting element 90° „vis-à-vis“		 sp-661	 sp-661\7028			
Circular segment 45° and Circular segment 45° „vis-à-vis“	 sp-635	 sp-635\7028	 sp-645	 sp-645\7028	 sp-655	 sp-655\7028

The following elements are also available as a mirrored version „vis-à-vis“. This reversed configuration applies to all selected backrest and screening elements within a complete sofa configuration.

Backrest and Backrest „vis-à-vis“	 \4110	 \4110\7028	Screen element and Screen element „vis-à-vis“	 \4120	 \4120\7028
Corner back left and Corner back left „vis-à-vis“	 \4111	 \4111\7028	Corner back right and Corner back right „vis-à-vis“	 \4112	 \4112\7028
Screen element 90° left and Screen element 90° left „vis-à-vis“	 \4121	 \4121\7028	Screen element 90° right and Screen element 90° right „vis-à-vis“	 \4122	 \4122\7028
Corner back for connecting element	 \4112	 \4112\7028	Screen element for connecting element	 \4122	 \4122\7028
Storage surface	 \4115		Corner storage	 \4115	
Backrest and Backrest „vis-à-vis“	 \4110	 \4110\7028	Screen element and Screen element „vis-à-vis“	 \4120	 \4120\7028

Dimensions



Format. The ability to specify the product to centimetre accuracy reduces your costs and allows you to personalise space at a fixed price.

Suggested configurations



Thinking ahead. A variety of attractive and popular sofa layouts are available pre-configured, ideal for quick and easy specification.